

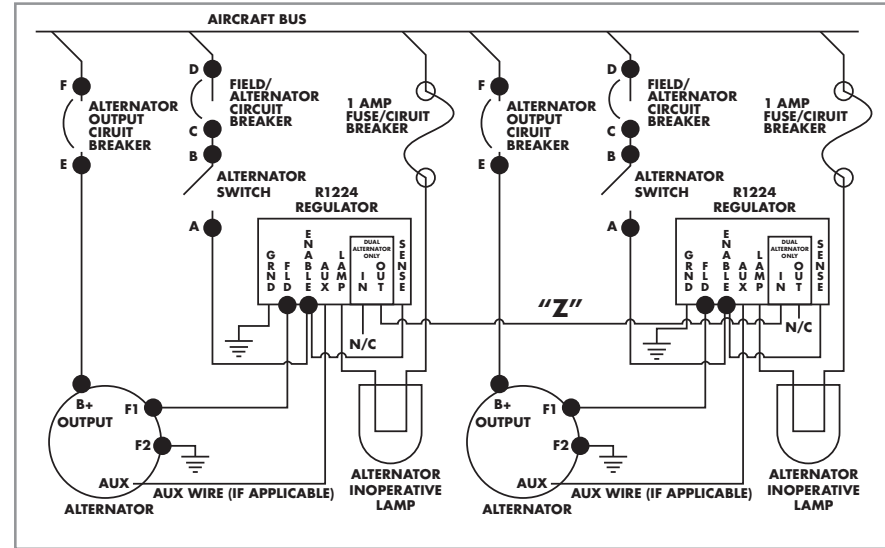
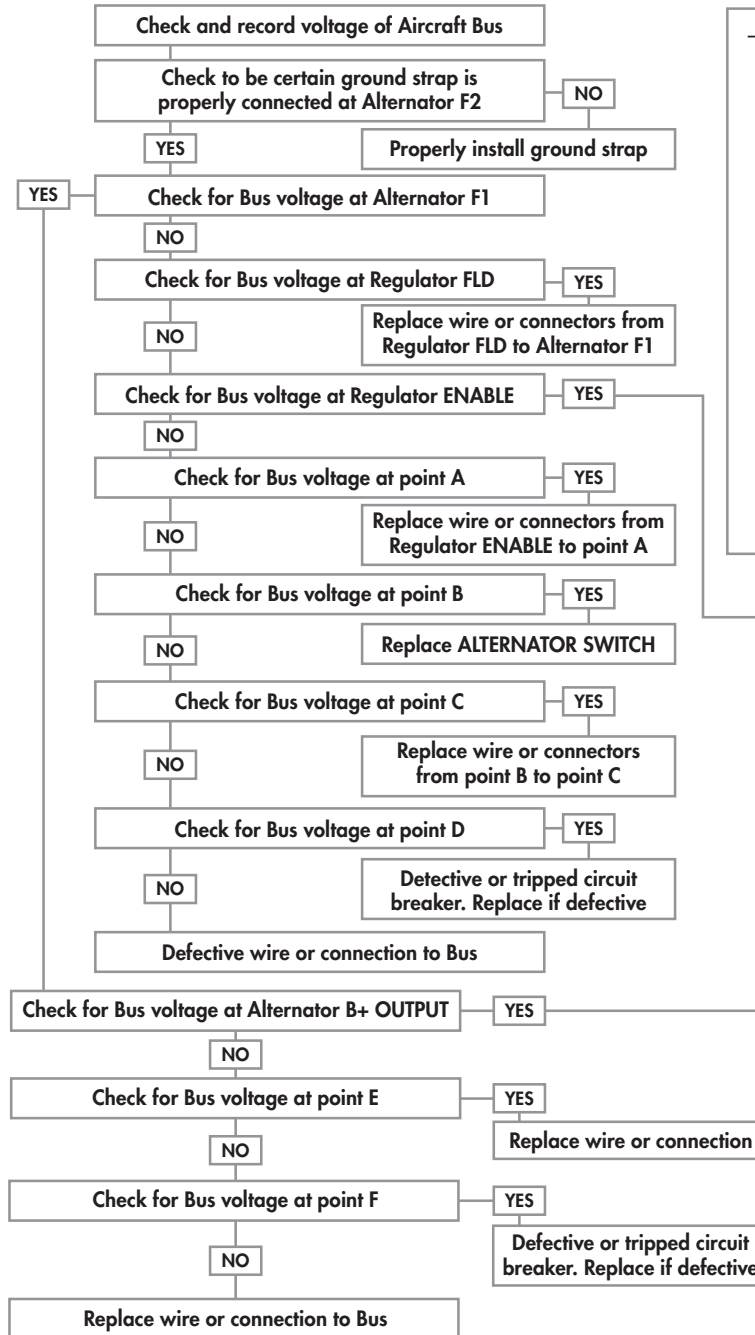
Record Aircraft Bus Voltage: _____

NOTE Perform all tests with:

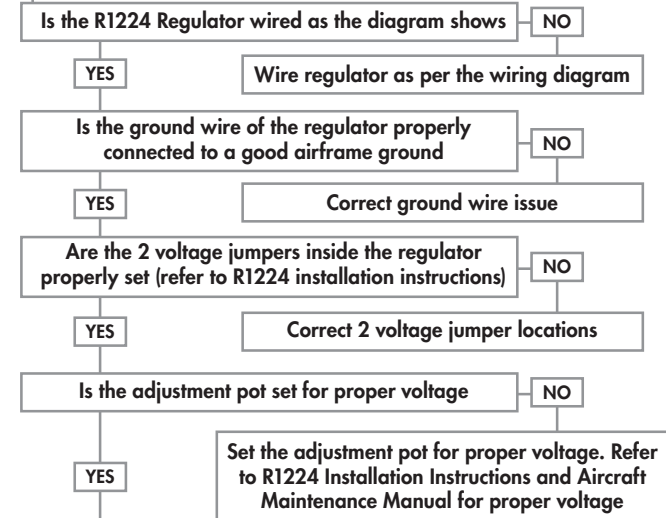
1. ALTERNATOR SWITCH on
2. Master Switch on
3. Engine off
4. Magnetos turned off or grounded

Additional Considerations:

1. Disconnect oval alternator wire "Z" and troubleshoot as single engine system.
2. Voltage drop of .5 volts MAX at all points except across the VR.
3. Voltage drop of 1 to 1.5 volts across the actual regulator acceptable.
4. MAX resistance of .2 ohms at ground points, across switches and conductors.
5. MAX of 1 volt AC at ALT B+ Terminal.
6. Engine operating speeds and load requested affect output.



Note: The following applies to Plane-Power R1224 Voltage Regulators. If another manufacturer's voltage regulator is installed, refer to their maintenance manual.



Call or email **TECH SUPPORT** for further instructions

TECH SUPPORT

techsupport@hartzellenginetech.com
+1 (334) 386-5400